

Name of the Company- Ritesh Properties and Industries Limited


Scrip Code, Name of the Scrip, Class of security:- 526407

Quarter Ended- 30.09.2014

Partly paid-up Shares:-	No of Partly paid up Shares	As a % of Total No of partly paid up shares	As a % of Total no of Shares of the company
Held by Promoter/ Promoters Group	NIL	NIL	NIL
Held By Public	NIL	NIL	NIL
Total	NIL	NIL	NIL
Outstanding Convertible Securities	No of Outstanding Securities	As a % of Total No of outstanding Convertible Securities	As a % of Total No of Shares of the company, assuming full conversion of the convertible securities
Held by Promoter/ Promoters Group	NIL	NIL	NIL
Held By Public	NIL	NIL	NIL
Total	NIL	NIL	NIL
Warrants	No of Warrants	As a % of Total no of Warrants	As a % of Total no of Shares of the company, assuming full conversion of warrants
Held by Promoter/ Promoters Group	NIL	NIL	NIL
Held By Public	NIL	NIL	NIL
Total	NIL	NIL	NIL

Total Paid up Capital
of the company assuming
full conversion of warrants
and convertible securities

115,909,58 Equity Shares of Rs. 10 each fully paid up aggregating to Rs. 11,59,09,580



Statement Showing Shareholding Pattern								
Table (Ia)								
Category code (I)	Category of Shareholder (II)	Number of Shareholders (III)	Total number of shares (IV)	Number of shares held in dematerialized form (V)	Total shareholding as a percentage of total number of shares		Shares Pledged or otherwise encumbered	
					As a percentage of (A+B) ¹ (VI)	As a percentage of (A+B+C) (VII)	Number of shares (VIII)	As a percentage (IX) = (VIII)/(IV)*100
(A)	Shareholding of Promoter and Promoter Group ²							
1	Indian							
(a)	Individuals/ Hindu Undivided Family	4	3658162	3658162	31.56	31.56	0	0.00
(b)	Central Government/ State Government(s)				0.00	0.00		
(c)	Bodies Corporate	1	364401	364401	3.14	3.14		
(d)	Financial Institutions/ Banks				0.00	0.00		
(e)	Any Others (Specify)				0.00	0.00		
(e-i)					0.00	0.00		
(e-ii)					0.00	0.00		
	Sub Total(A)(1)	5	4022563	4022563	34.70	34.70	0	0.00
2	Foreign							
a	Individuals (Non-Residents Individuals/ Foreign Individuals)	0	0	0	0.00	0.00		
b	Bodies Corporate	0	0	0	0.00	0.00		
c	Institutions	0	0	0	0.00	0.00		
d	Any Others (Specify)	0	0	0	0.00	0.00		
d-i		0	0	0	0.00	0.00		
d-ii					0.00	0.00		
	Sub Total(A)(2)	0	0	0	0.00	0.00	0	0.00
	Total Shareholding of Promoter and Promoter Group (A) = (A)(1)+(A)(2)	5	4022563	4022563	34.70	34.70	0	0.00
(B)	Public shareholding							
1	Institutions							
(a)	Mutual Funds/ UTI	1	200	0	0.00	0.00	0	0.00
(b)	Financial Institutions/ Banks	0	0	0	0.00	0.00		
(c)	Central Government/ State Government(s)	0	0	0	0.00	0.00		
(d)	Venture Capital Funds	0	0	0	0.00	0.00		
(e)	Insurance Companies	0			0.00	0.00		
(f)	Foreign Institutional Investors	0	0	0	0.00	0.00		
(g)	Foreign Venture Capital Investors				0.00	0.00		
(h)	Any Other (specify)				0.00	0.00		
(h-i)					0.00	0.00		
(h-ii)					0.00	0.00		
	Sub-Total (B)(1)	1	200	0	0.00	0.00	0	0.00
B 2	Non-institutions							
(a)	Bodies Corporate	130	2925502	2914102	25.24	25.24		
(b)	Individuals -							
I	i. Individual shareholders holding nominal share capital up to Rs 1 lakh	16939	3634179	1700731	31.35	31.35	137951	3.80
II	ii. Individual shareholders holding nominal share capital in excess of Rs. 1 lakh.	27	734302	717202	6.34	6.34		
(c)	Any Other (specify)-NRI	14	126005	125205	1.09	1.09		
(c-i)	clearing House /Public Trust	0	0	0	0.00	0.00		
(c-ii)	Corporate Bodies	0	0	0	0.00	0.00		
(c-iii)	Hindu Undivided Family	112	144879	144879	1.25	1.25		
(c-iv)	Clearing Members/House	7	3328	3328	0.03	0.03		
	Sub-Total (B)(2)	17229	7568195	5605447	65.29	65.29	137951	3.80
(B)	Total Public Shareholding (B) = (B)(1)+(B)(2)	17230	7568395	5605447	65.29	65.30	137951	1.82
	TOTAL (A)+(B)	17235	11590958	9628010	100.00	100.00	137951	1.19
(C)	Shares held by Custodians and against which Depository Receipts have been issued							
1	Promoter and Promoter							
2	Public							
	Sub Total C							
	GRAND TOTAL (A)+(B)+(C)	17235	11590958	9628010	100.00	100.00	137951	1.19


(I)(b) Statement showing holding of securities (including shares, warrants, convertible securities) of person belonging to the category
"Promoter and Promoter Group"

Sr. No.(I)	Name of the shareholder (II)	Total shares held		Shares pledged or otherwise encumbered			Details Of Warrant		Details of convertible securities		Total shares(including underlying shares assuming full conversion of warrants and convertible securities) as a % of diluted share capital
		Number of shares (III)	As a % of grand total (A)+(B) +(C) (IV)	Number (V)	As a percentage (VI)=(V)/(I II)*100	As a % of grand total (A)+(B)+(C) of sub- clause (I)(a) (VII)	Number of warrant held (VIII)	As a % total number of warrants of the same class (IX)	Number of convertible securities held (X)	As a % total number of convertible securities of the same (XI)	(XII)
1	Sanjeev Arora	2173876	18.75								
2	Kavya Arora	1016334	8.77								
3	Sandhya Arora	239300	2.06								
4	Ketki Arora	228652	1.97								
5	Ritesh Spinning Mills	364401	3.14								
TOTAL		4022563	34.70								

(I)c

(ii) Statement showing holding of securities (including shares, warrants, convertible securities) of person belonging to the category "Public" and holding more than 1% of the total number of shares


Sr. No.	Name of the shareholder	Number of shares	Shares as a percentage of total number of shares (i.e., Grand Total (A)+(B)+(C) indicated in Statement at para (I)(a) above	Detail of warrants		Details of Convertible securities		Total shares(including underlying shares assuming full conversion of warrants and convertible securities) as a % of diluted share capital
				Number of warrant held	As a % total number of warrants of the same class	Number of convertible securities held	As a % total number of convertib le securities of the same class	
1	Bhagyanagar India Limited	947920	8.18					8.18
2	Times Publishing House Limited	830833	7.17					7.17
3	Transworld Securities Limited	321036	2.77					2.77
4	Securocrop Securities (I) Pvt.Ltd	125000	1.08					1.08
5	Sanjay Bhausaheb Dhole	118755	1.02					1.02
6	Master Capital Services Limited	115502	1.00					1.00
Total		2459046	21.22					21.22



(I)C

(I) Statement showing holding of securities (including shares, warrants, convertible securities) of person (together with PAC) belonging to the category "Public" and holding more than 5% of the total number of shares

Sr. No.	Name of the shareholder	Number of shares	Shares as a percentage of total number of shares {i.e., Grand Total (A)+(B)+(C)}	Detail of warrants		Details of Convertible securities		Total shares(including underlying shares assuming full conversion of warrants and convertible securities) as a % of diluted share capital
				Number of warrant held	As a % total number of warrants of the same class	Number of convertible securities held	As a % total number of convertible securities of the same class	
1	Bhagyanagar India Ltd	947920	8.18					8.18
2	Times Publishing House Limited	830833	7.17					7.17
	TOTAL	1778753	15.35					15.35



21

(I)(d) Statement showing details of locked-in shares

Sr. No.	Name of the shareholder	Number of locked-in shares	Locked-in shares as a percentage of total number of shares (i.e., Grand Total (A)+(B)+(C) indicated in Statement at para (I)(a) above)
1	NIL	0	0.00
	TOTAL	0	0.00

A handwritten signature in blue ink is written over a large, faint circular stamp. The signature is stylized and appears to be a name. The stamp is mostly illegible due to the signature being written over it.

(II)(a) Statement showing details of Depository Receipts (DRs)

Sr. No.	Type of outstanding DR (ADRs, GDRs, SDRs, etc.)	Number of outstanding DRs	Number of shares underlying outstanding DRs	Shares underlying outstanding DRs as a percentage of total number of shares {i.e., Grand Total (A)+(B)+(C) indicated in Statement at para (I)(a) above}
1	NIL	0	0	0.00
2				0.00
3				0.00
4				0.00
TOTAL		0	0	0.00



(II)(b) Statement showing Holding of Depository Receipts (DRs), where underlying shares are in excess of 1% of the total number of shares

Sr. No.	Name of the DR Holder	Type of outstanding DR (ADRs, GDRs, SDRs, etc.)	Number of shares underlying outstanding DRs	Shares underlying outstanding DRs as a percentage of total number of shares (i.e., Grand Total (A)+(B)+(C) indicated in Statement at para (I)(a) above)
1	NIL	0	0	0
2				0
3				0
4				0
5				0
TOTAL			0	0

