

Name of the Company- Ritesh Properties and Industries Limited

Scrip Code, Name of the Scrip, Class of security:- 526407

Quarter Ended- 31.12.2014

Partly paid-up Shares:-	No of Partly paid up Shares	As a % of Total No of partly paid up shares	As a % of Total no of Shares of the company
Held by Promoter/ Promoters Group	NIL	NIL	NIL
Held By Public	NIL	NIL	NIL
Total	NIL	NIL	NIL

Outstanding Convertible Securities-	No of Outstanding Securities	As a % of Total No of outstanding Convertible Securities	As a % of Total No of Shares of the company, assuming full conversion of the convertible securities
Held by Promoter/ Promoters Group	NIL	NIL	NIL
Held By Public	NIL	NIL	NIL
Total	NIL	NIL	NIL


Warrants	No of Warrants	As a % of Total no of Warrants	As a % of Total no of Shares of the company, assuming full conversion of warrants
Held by Promoter/ Promoters Group	NIL	NIL	NIL
Held By Public	NIL	NIL	NIL
Total	NIL	NIL	NIL

Total Paid up Capital of the company assuming full conversion of warrants and convertible securities 115,909,58 Equity Shares of Rs. 10 each fully paid up aggregating to Rs. 11,59,09,580

For Ritesh Properties & Industries Ltd.

Managing Director

Statement Showing Shareholding Pattern								
Table(I)(a)								
Category code (I)	Category of Shareholder (II)	Number of Shareholders (III)	Total number of shares (IV)	Number of shares held in dematerialized form (V)	Total shareholding as a percentage of total number of shares		Shares Pledged or otherwise encumbered	
					As a percentage of (A+B) ¹ (VI)	As a percentage of (A+B+C) (VII)	Number of shares (VIII)	As a percentage (IX)=(VIII)/(IV)*100
(A)	Shareholding of Promoter and Promoter Group ²							
1	Indian							
(a)	Individuals/ Hindu Undivided Family	4	3669750	3669750	31.66	31.66	0	0.00
(b)	Central Government/ State Government(s)				0.00	0.00		
(c)	Bodies Corporate	1	464401	464401	4.01	4.01		
(d)	Financial Institutions/ Banks				0.00	0.00		
(e)	Any Others(Specify)				0.00	0.00		
(e-i)					0.00	0.00		
(e-ii)					0.00	0.00		
	Sub Total(A)(1)	5	4134151	4134151	35.67	35.67	0	0.00
2	Foreign							
a	Individuals (Non-Residents Individuals/ Foreign Individuals)		0	0	0.00	0.00		
b	Bodies Corporate		0	0	0.00	0.00		
c	Institutions		0	0	0.00	0.00		
d	Any Others(Specify)		0	0	0.00	0.00		
d-i			0	0	0.00	0.00		
d-ii					0.00	0.00		
	Sub Total(A)(2)		0	0	0.00	0.00	0	0.00
	Total Shareholding of Promoter and Promoter Group (A)= (A)(1)+(A)(2)	5	4134151	4134151	35.67	35.67	0	0.00
(B)	Public shareholding							
1	Institutions							
(a)	Mutual Funds/ UTI	1	200	0	0.00	0.00	0	0.00
(b)	Financial Institutions/ Banks	0	0	0	0.00	0.00		
(c)	Central Government/ State Government(s)	0	0	0	0.00	0.00		
(d)	Venture Capital Funds	0	0	0	0.00	0.00		
(e)	Insurance Companies	0			0.00	0.00		
(f)	Foreign Institutional Investors	0	0	0	0.00	0.00		
(g)	Foreign Venture Capital Investors				0.00	0.00		
(h)	Any Other (specify)				0.00	0.00		
(h-i)					0.00	0.00		
(h-ii)					0.00	0.00		
	Sub-Total (B)(1)	1	200	0	0.00	0.00	0	0.00
B 2	Non-institutions							
(a)	Bodies Corporate	127	2826187	2814787	24.38	24.38		
(b)	Individuals -							
I	i. Individual shareholders holding nominal share capital up to Rs 1 lakh	16852	3620378	1692230	31.23	31.23	135291	3.74
II	ii. Individual shareholders holding nominal share capital in excess of Rs. 1 lakh.	26	715595	698495	6.17	6.17		
(c)	Any Other (specify)-NRI	14	125955	125155	1.09	1.09		
(c-i)	clearing House /Public Trust	0	0	0	0.00	0.00		
(c-ii)	Corporate Bodies	0	0	0	0.00	0.00		
(c-iii)	Hindu Undivided Family	114	145552	145552	1.26	1.26		
(c-iv)	Clearing Members/House	4	22940	22940	0.20	0.20		
	Sub-Total (B)(2)	17137	7456607	5499159	64.33	64.33	135291	3.74
(B)	Total Public Shareholding (B)= (B)(1)+(B)(2)	17138	7456807	5499159	64.33	64.33	135291	1.81
	TOTAL (A)+(B)	17143	11590958	9633310	100.00	100.00	135291	1.17
(C)	Shares held by Custodians and against which Depository Receipts have been issued							
1	Promoter and Promoter							
2	Public							
	Sub Total C							
	GRAND TOTAL (A)+(B)+(C)	17143	11590958	9633310	100.00	100.00	135291	1.17

For Patech Properties & Industries Ltd.

Managing Director

(1)(b) Statement showing holding of securities (including shares, warrants, convertible securities) of person belonging to the category "Promoter and Promoter Group"

Sr. No. (I)	Name of the shareholder (II)	Total shares held		Shares pledged or otherwise encumbered			Details Of Warrant		Details of convertible securities		Total shares (including underlying shares assuming full conversion of warrants and convertible securities) as a % of diluted share capital (XII)
		Number of shares (III)	As a % of grand total (A)+(B)+(C) (IV)	Number (V)	As a percentage (VI)=(V)/(II I)*100	As a % of grand total (A)+(B)+(C) of sub-clause (I)(a) (VII)	Number of warrant held (VIII)	As a % total number of warrants of the same class (IX)	Number of convertible securities held (X)	As a % total number of convertible securities of the same (XI)	
1	Sanjeev Arora	2185464	18.85								
2	Kavya Arora	1016334	8.77								
3	Sandhya Arora	239300	2.06								
4	Ketki Arora	228652	1.97								
5	Ritesh Spinning Mills	464401	4.01								
TOTAL		4134151	35.67								

For Ritesh Properties & Industries Ltd.

 Managing Director

(1)c


(ii) Statement showing holding of securities (including shares, warrants, convertible securities) of person belonging to the category "Public" and holding more than 1% of the total number of shares

Sr. No.	Name of the shareholder	Number of shares	Shares as a percentage of total number of shares (i.e., Grand Total (A)+(B)+(C) indicated in Statement	Detail of warrants		Details of Convertible securities		Total shares(including underlying shares assuming full conversion of warrants and convertible securities) as a % of diluted share capital
				Number of warrant held	As a % total number of warrants of the same class	Number of convertible securities held	As a % total number of convertible securities of the same class	
1	Bhagyanagar India Limited	918752	7.93					7.93
2	Times Publishing House Limited	830833	7.17					7.17
3	Transworld Securities Limited	316305	2.73					2.73
4	Auster Securities Limited	131306	1.13					1.13
5	Securocrop Securities (I) Pvt.Ltd	125000	1.08					1.08
6	Sanjay Bhausaheb Dhole	118755	1.02					1.02
	Total	2440951	21.06					21.06

For Ritesh Properties & Industries Ltd.
Managing Director


(D)C
 (I) Statement showing holding of securities (including shares, warrants, convertible securities) of person (together with PAC) belonging to the category "Public" and holding more than 5% of the total number of shares

Sr. No.	Name of the shareholder	Number of shares	Shares as a percentage of total number of shares [i.e., Grand Total (A)+(B)+(C) indicated in Statement at para (I)(a) above]	Detail of warrants		Details of Convertible securities		Total shares(including underlying shares assuming full conversion of warrants and convertible securities) as a % of diluted share capital
				Number of warrant held	As a % total number of warrants of the same class	Number of convertible securities held	As a % total number of convertible securities of the same class	
1	Bhagyanagar India Ltd	918752	7.93					7.93
2	Times Publishing House Limited	830833	7.17					7.17
	TOTAL	1749585	15.09					15.09

For Ritesh Properties & Industries Ltd

 Managing Director

Sr.No	Notes
1	—
2	—
3	—
4	—
5	—
6	—
7	—
8	—
	—
	—

For Ritesh Properties & Industries Ltd.
Managing Director



(I)(d) Statement showing details of locked-in shares

Sr. No.	Name of the shareholder	Number of locked-in shares	Locked-in shares as a percentage of total number of shares (i.e., Grand Total (A)+(B)+(C) indicated in Statement at para (I)(a) above)
1	NIL	0	0.00
	TOTAL	0	0.00

For Ritesh Properties & Industries Ltd.
Managing Director

(II)(a) Statement showing details of Depository Receipts (DRs)

Sr. No.	Type of outstanding DR (ADRs, GDRs, SDRs, etc.)	Number of outstanding DRs	Number of shares underlying outstanding DRs	Shares underlying outstanding DRs as a percentage of total number of shares {i.e., Grand Total (A)+(B)+(C) indicated in Statement at para (I)(a) above}
1	NIL	0	0	0.00
2				0.00
3				0.00
4				0.00
TOTAL		0	0	0.00

For Ritesh Properties & Industries Ltd.

Managing Director

(II)(b) Statement showing Holding of Depository Receipts (DRs), where underlying shares are in excess of 1% of the total number of shares.

Sr. No.	Name of the DR Holder	Type of outstanding DR (ADRs, GDRs, SDRs, etc.)	Number of shares underlying outstanding DRs	Shares underlying outstanding DRs as a percentage of total number of shares {i.e., Grand Total (A)+(B)+(C) indicated in Statement at para (I)(a) above}
1	NIL	0	0	0
2				0
3				0
4				0
5				0
TOTAL			0	0

For Ritesh Properties & Industries Ltd.
Managing Director

